

Instructional Flow in TAB





Hello!

I am Bridget Kudrle.

You can find me at bhkudrl@sunprairieschools.org

or

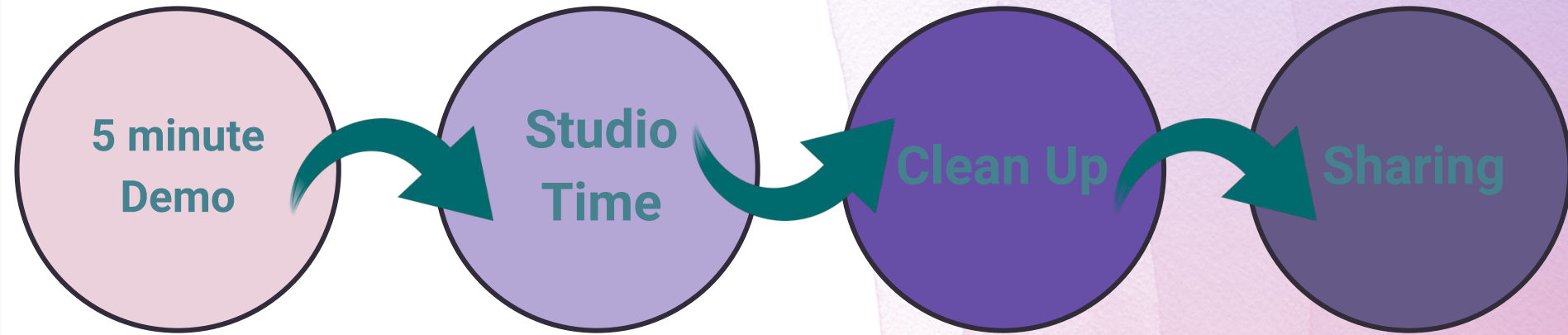
Admin of [Wisconsin TAB-Choice Art](#) on Facebook



What is flow state?


It is the mental state in which a person performing an activity is fully immersed in a feeling of energized focus, full involvement, and enjoyment in the process of the activity.

Diagram of Classroom Flow



The 5-Minute Demonstration

Be concise and to the point.
What do students need to
know to get started?



1

The 5-Minute Demo


Here is an example from my Youtube channel. Over the years, my student teachers and I have built up a repertoire of videos.

Students must watch the demo but can choose to incorporate the demo into their art or pursue their own ideas.



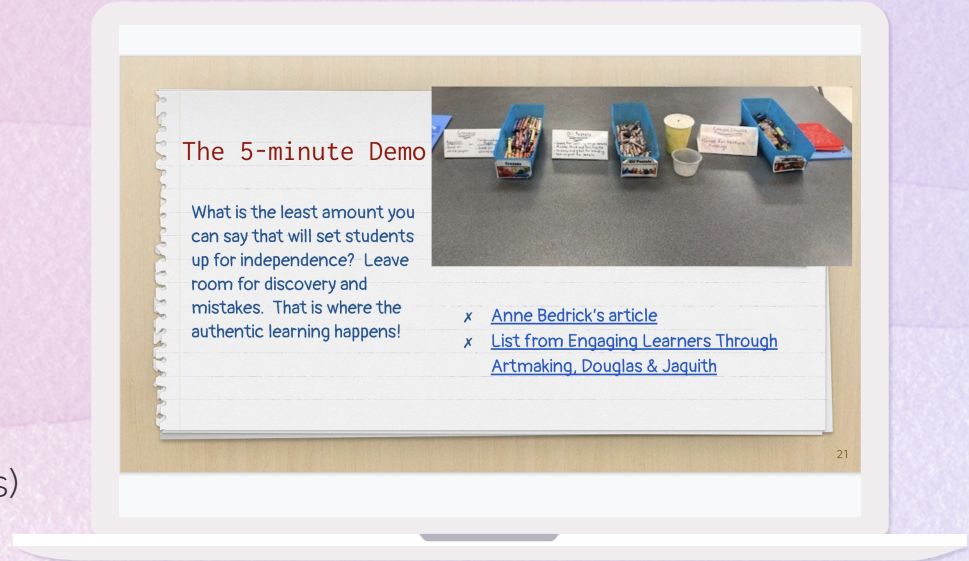
Video Content Tips:

- Present content in a way that it can be adapted to a variety of art ideas and artworks.
- Pre-plan your script. Be concise!
- Keep the video focused on your hands and materials.




Demo Ideas:

- Set Up & Clean Up Procedures
- Media, techniques, & processes
- Skill Builders
- Mini Art Museum
(connections to artists and artworks)
- The Studio Habits of Mind



Studio Time

Get out of the way! Teacher
role shifts to facilitator and
provocateur.



2

What does it look like in my classroom?

- Students are focused & engaged
- Students dialogue with peers about art
- Hands are busy
- Students remain in their studio choice




3rd Grade on a typical day in the Art LAB

At first glance, it might look like I'm doing this.



I'm actually doing this.

Real photos of me throughout the day.



Fast-paced work environment. Always on my feet!



End of day clean up. The room is "kid clean" throughout the day.



Modeling how to handle accidents & mistakes like a pro!

The "magic" happens by design.

Behind the Scenes Planning

Students were set up for success through meticulous planning. These pieces are the recipe for success:

- ❑ Set up and clean up routines
- ❑ Expectations about care and use of materials
- ❑ 5-minute demos
- ❑ Physical layout of classroom and traffic flow
- ❑ Design and create studios; select materials to include
- ❑ Behavior management plan
- ❑ Artwork storage
- ❑ Adjust curriculum pacing
- ❑ Revise assessment strategies
- ❑ Personal philosophy and rationale for TAB
- ❑ Advocacy and education about TAB for students, parents, and admin
- ❑ And so much more!



The “magic” of
flow happens
because I
planned for it!

Look Again.

To make flow happen, students were taught:

- How to gather materials and set up their work space
- How to use materials
- How to plan and create their own ideas or explore
- How to share
- How to focus and engage
- How to fix mistakes
- How to decide when an artwork is finished



Kindergarten on a typical day in the Art LAB

Flow also looks like fun and games.



- Students are physically active
- Students might work in an alternate location like the floor or hall
- Students are louder and excited
- Students are focused and engaged in problem solving



Clips of students designing Bey Blades and/or spinning tops

Clean Up

COVID-19 Closures disrupted my plans to finish filming what clean up looks like. I will add on to this section when we return to face-to-face.



A Partial Look at Clean Up




1.

2nd Graders cleaning up Painting, Drawing, Collage, Loose Parts, and Construction Studios

Students clean up their own work space and help clean the studio they worked in. I teach and re-teach the routine throughout the year. By mid-year, students can successfully clean up within 5 minutes.


A Partial Look at Clean Up



2.

Students return to their Home Base table (assigned seat) to put art in a table folder and fill out a Studio Tracker. *

*See Google Slides on Assessment & Studio Trackers. (coming soon)




3.

Students raise their hand to get their Studio Tracker checked and permission to line-up. Clean up and filling out trackers takes 10 minutes.


Sharing

COVID-19 Closures disrupted my plans to film what sharing looks like. Check back for updates in the 2020-21 school year.




Presenting Art

Artwork produced in a TAB studio is student-led and features child aesthetics rather than teacher-imposed adult aesthetics. The child is the artist.



5



Thanks!

Any questions?

You can find me at:

bhkudrl@sunprarieschools.org

or

Admin of [Wisconsin TAB-Choice Art](#)
on Facebook