

Information for Parents

Dear Creekside Parents,

I created this Choice Board for you as a tool to use at home. The 5 studio choices shown are consistent with materials available in the Art LAB at Creekside. You can limit choices based on materials you already have and/or make substitutions.


You may print out page 2 or show page 2 to your child on a device. Ask your child, “What would you like to do today?” After your child makes a selection, you can click on the photo within the studio box. It will link you to a slide within this file that contains additional examples, videos, weblinks, and ideas.

I hope you find this tool helpful for creating art with your child at home.

Virtual hugs,

Mrs. Kudrle

bhkudrl@sunprairieschools.org



Home Art Choice Board

Click on the pictures within the studio boxes to access more ideas and resources.

Drawing Studio



Painting Studio



Collage Studio



Printmaking Studio



Construction Studio



Drawing Studio

What Would You Like to Create?

Artists draw what they can:

See



Feel




Imagine



Remember



Experiment and Explore with Marks



How to Draw Tutorials

Check out [Art For Kids Hub](https://www.artforkidshub.com/) for free and easy drawing tutorials.

Leaf Rubbings

What else can be great for texture rubbings? Bricks, Lego base plate, concrete, tile



Painting Studio

What Would You Like to Create?

Artists draw what they can:

See



Feel



Experiment and Explore
with Marks



Imagine



Remember



What can I use for paint at home?

- Mix food coloring with water. More drops means more intense color!
- Soak nearly dried out washable markers in a cup of water overnight (sort by colors). By morning the cups will have colored water.
- Homemade puffy paint
- Poster paint diluted with lots of water.
- Liquid watercolors or ink.

Collage Studio

Nature Collage

Click the picture below to see a video example.



Found Object Collage



1. CHOOSE A BASE.

(EX. CONSTRUCTION PAPER - DO NOT CUT THE BASE)



2. SELECT MATERIALS.



3. CUT OR TEAR SHAPES.



4. ARRANGE SHAPES ON THE BASE.



5. REARRANGE SHAPES UNTIL YOU ARE HAPPY.



6. ATTACH SHAPES.



7. ADD DETAILS.



YARN, PAINT, MARKERS, ETC.

Printmaking Studio: Stamping & Monoprinting

Found Object Stamping



Monoprinting With Foil

You can use your finger, a paintbrush (both ends), or a Q-tip to draw the design.



Construction Studio: Cardboard Tube Ideas



Check out this [video](#) for ideas.

Check out this [blog](#) for more ideas.

How To Make a [Background](#)





Photo Inspiration




Construction Studio: Wooden Blocks Ideas



Make Animals



Engineer Planes, Trains, Automobiles, and Other Transportation



Design Buildings




Construction Studio: Legos or Duplos



30 Day LEGO Challenge

Follow the instructions for each day. The only rule is to have fun and use your imagination!



			Day 1	Day 2	Day 3	Day 4
			You were hired by an amusement park to create a new roller coaster.	NASA needs you to build a new rocket.	Your parents want to build a new home and they want you to build it.	Hollywood hires you to build a movie set for a new Star Wars movie.
Day 5	Day 6	Day 7	Day 8	Day 9	Day 10	Day 11
You enter a contest to build the world's tallest tower. Will you win?	You are stuck on Mars and need to build a new ship to get home.	Ford hires you to create the toughest pick up truck in the world.	You and 4 friends are stranded on an island. Build a boat to find a way home.	Captain Hook needs a new pirate ship and wants you to build it.	You and your friends decide to build a tree house.	Prince Charming hires you to build a castle for him & Cinderella.
Day 12	Day 13	Day 14	Day 15	Day 16	Day 17	Day 18
Dr. Who hires you to build a new TARDIS.	You are asked by the President to build a new monument to George Washington.	Mr. Hilton hires you to build a new hotel.	There is a circus in town. Build a place for the performance.	Help your fellow pioneers build a wagon to make it across the country.	Build the fastest car around and join the big car race.	Do you wanna build a snowman? Get in the winter mood and build a snow scene.
Day 19	Day 20	Day 21	Day 22	Day 23	Day 24	Day 25
The city wants you to build a bridge to connect one side of the town to the other.	Pizza party! It is up to you to make a pizza for all the guests.	You are hired to build a brand new hospital.	The fence is broke and the dog keeps escaping. Build one he can't get out of.	You are now in medieval times. You are commissioned to build a jousting arena.	The local bank keeps getting robbed. Build a safe no one can crack.	Design and build your dream bedroom.
Day 26	Day 27	Day 28	Day 29	Day 30		
You are elected ruler. Build a flag for your land.	Aliens are invading and you need to build a war robot to defeat them.	The aliens have taken over. They are impressed by your robot. They want you build one for them.	You are hired to build a house entirely out of yellow Legos.	There is blizzard. You will need to build a snowmobile		
						What was your favorite day?

Construction Studio: Kid K'Nex or K'Nex Toys Ideas



Build Bey Blades and Spinning Tops

Focus on symmetry or art-in-motion



Build Animals

